

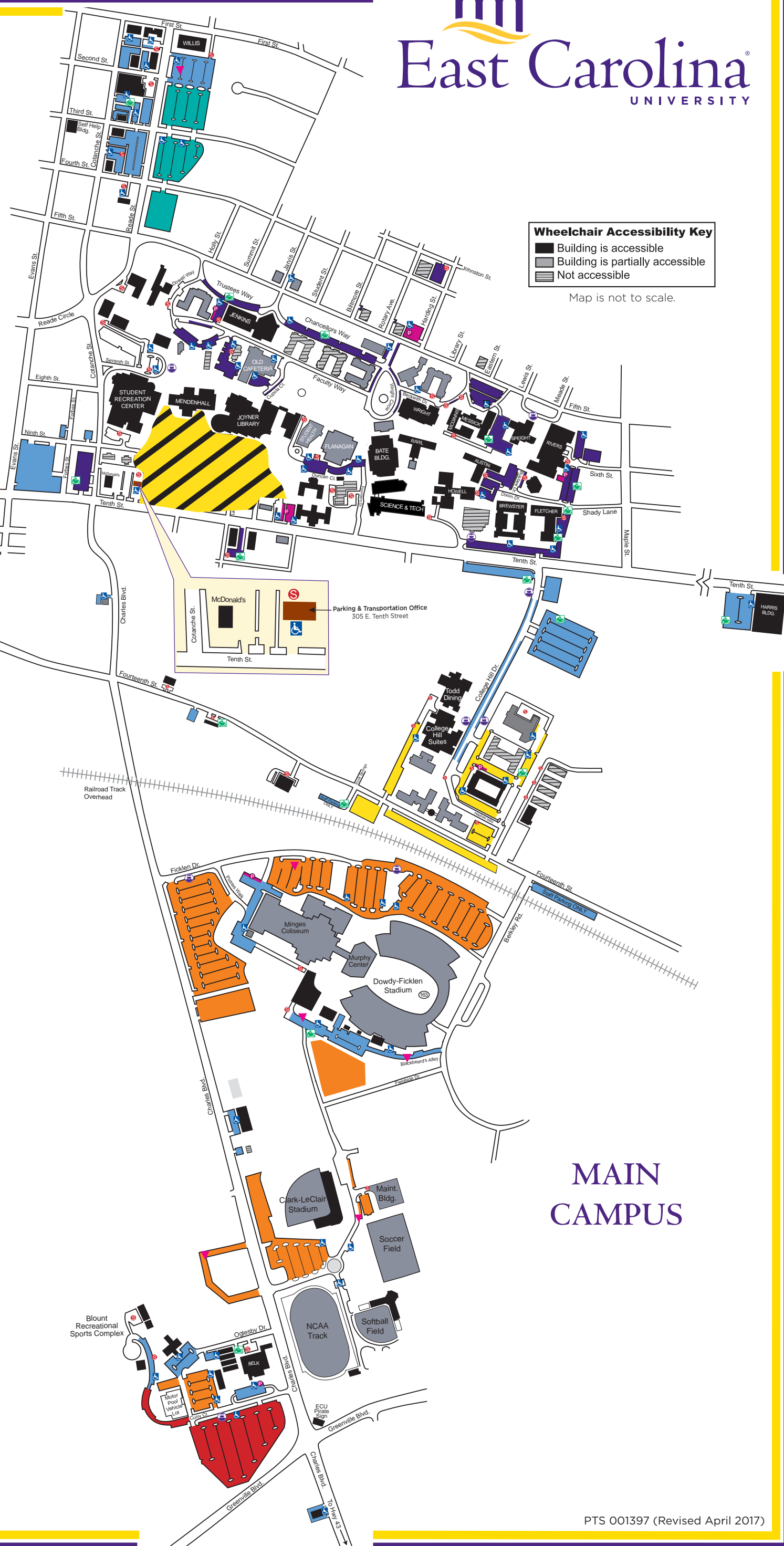
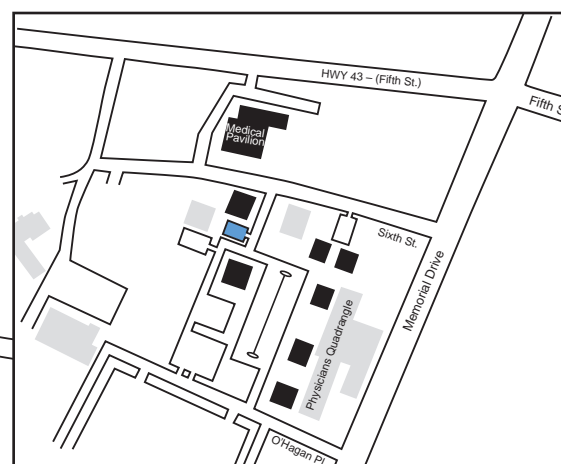
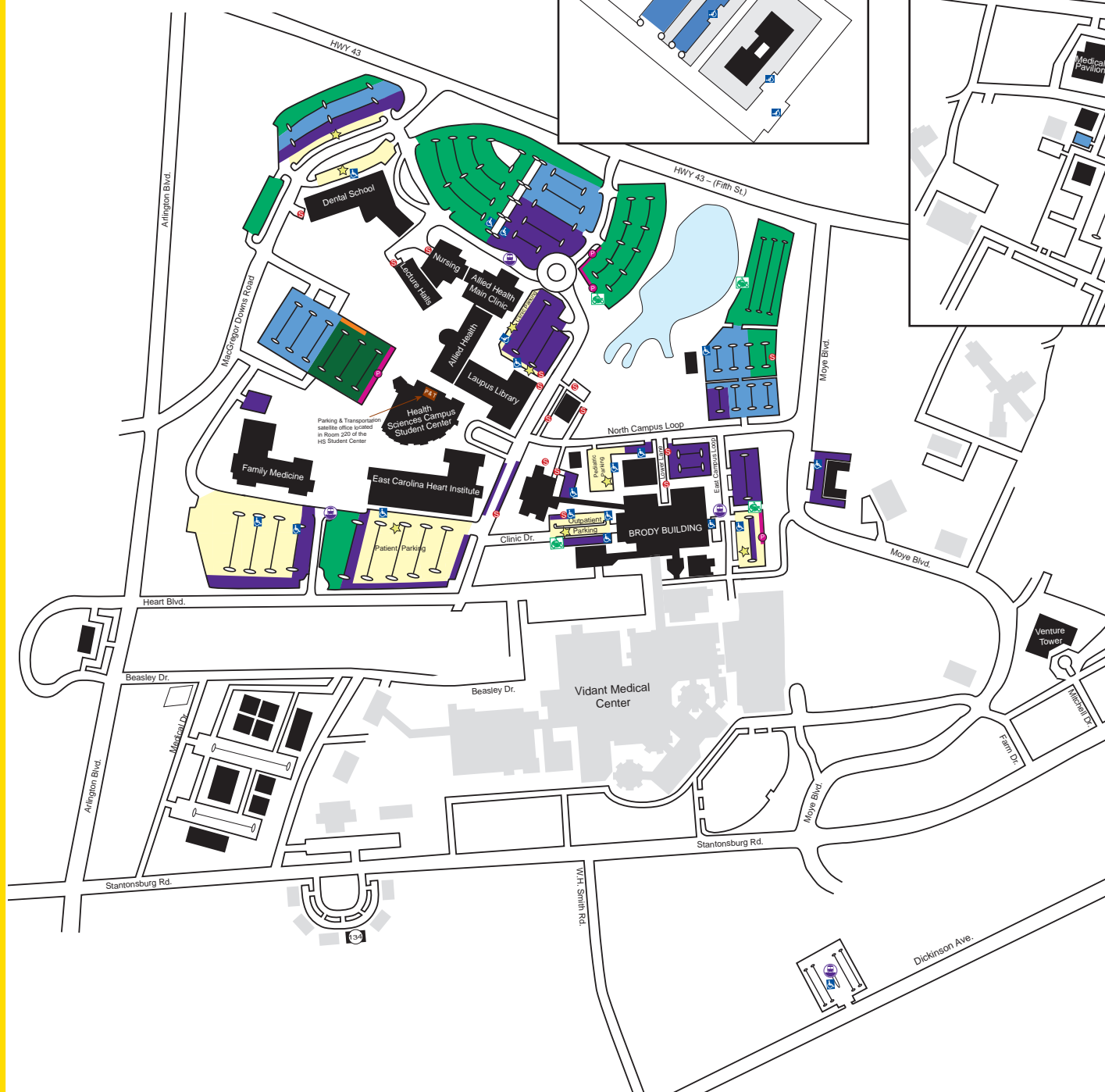
HEALTH SCIENCES CAMPUS

West Research Campus

Medical Pavilion

Wheelchair Accessibility Key
 ■ Building is accessible
 ■ Building is partially accessible
 ■ Not accessible

Map is not to scale.



PARKING ZONES

Subject to minor changes due to construction or other reasons. Check signs carefully before parking. Check parking permit for valid zones.









STAFF ZONES

- ZONE A1** Main Campus Faculty/Staff (interchangeable with A3)
- ZONE A3** Health Sciences Campus Faculty/Staff (interchangeable with A1)
- ZONE B1** Main Campus Faculty/Staff (interchangeable with B3)
- ZONE B3** Health Sciences Campus and West Research Faculty/Staff (interchangeable with B1)

STUDENT ZONES

- ZONE A2** College Hill Resident Students
- ZONE B2** West End Resident Students
- ZONE B4** Health Sciences Commuter Students
- ZONE C2** C2 Athletic Campus/South Campus Commuter Parking
- ZONE D** Resident Students

OTHER ZONES

-  **MOTORCYCLE**
-  **STATE VEHICLES**
-  **ECU TRANSIT STOP**
-  **PARKING AND TRANSPORTATION OFFICE**
-  **METERED/PAY SPACE**
-  **DISABILITY ACCESS**
-  **CONSTRUCTION ZONE**
-  **PATIENT PARKING** (Patients need to call office for authorization)
-  **VISITOR PARKING** (Permit Required)

MAIN CAMPUS