


INTRODUCTION


- Healthcare infrastructure in North Carolina is growing yet rural populations continue to face challenges inhibiting their health improvement.
- Understanding social determinants of health allows for initiatives to be tailored specifically for communities needs.
- Bethel, NC is a rural community with several social determinants of health including finances, healthcare access, food access, and spiritual health.

METHODS

Before: Researched Bethel demographics and compared to NC data.



During: Interviewed Mrs. Rose Parker and observed Bethel first-hand.



After: Analyzed data and interview notes. Brainstormed possible solutions to major social determinants of health.

INTERVIEW REFLECTION

Mrs. Rose Parker is a Bethel community member who is originally from Oak City and currently lives in Scotland Neck. She grew up on a chicken farm with 3 siblings and attended ECU for her teaching degree. She provided her perspective on spiritual health in the Bethel community:

- People are so busy that they aren't thinking of eternity.
- People say they are more spiritual than they are.
- Spirituality is not a priority in the same way as her childhood.
- There is a lack of community between churches in Bethel. Churches are mostly segregated with separate Black, White, and Hispanic churches.

RESULTS

Income and Housing

	Bethel	NC
Median Household Income	\$53,093	\$67,481
Poverty Rate	15.8%	12.8%
Cost of Living Index	78.6	98.5
Median Home Value	\$129,894	\$280,600

Food

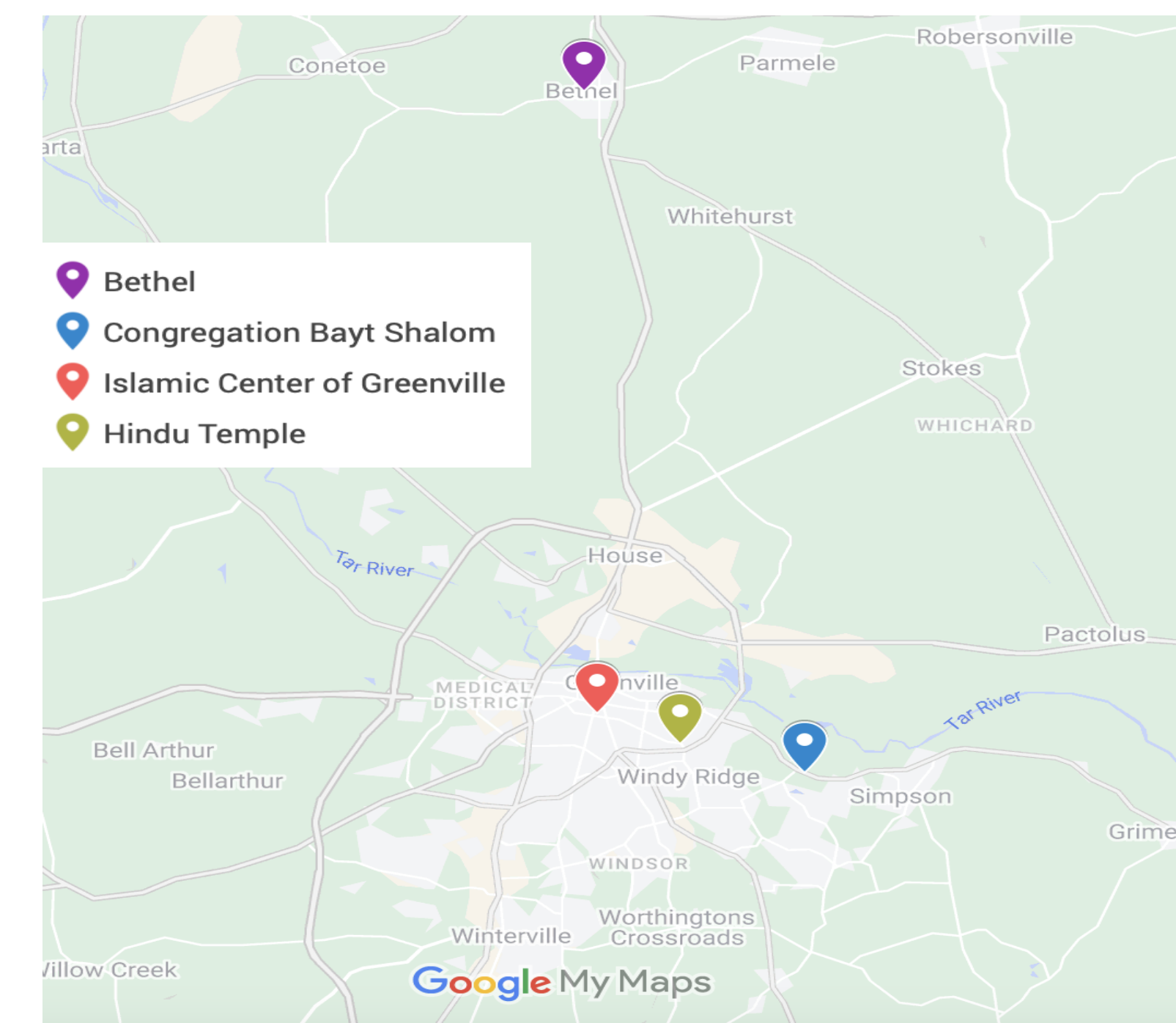
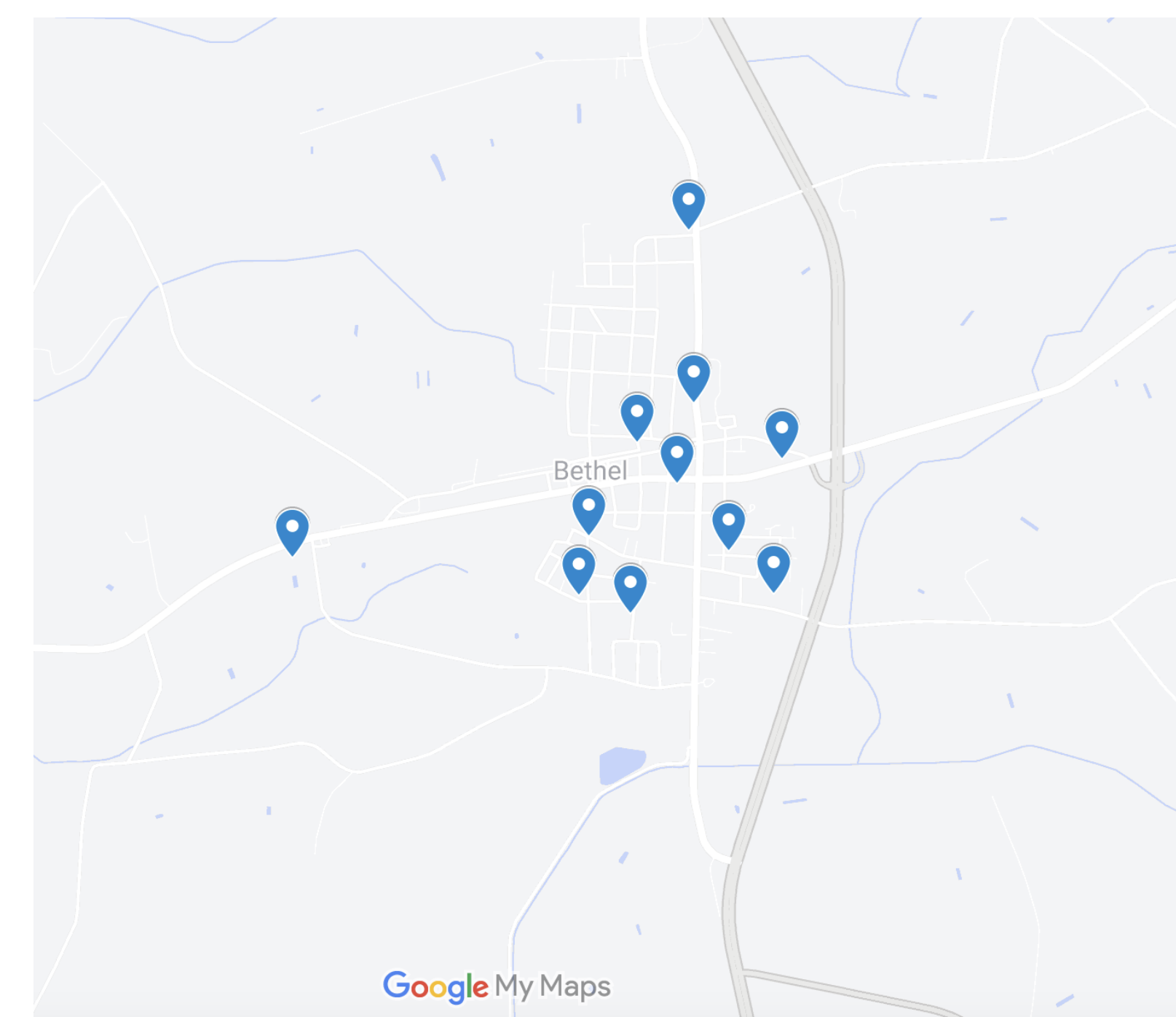
- There are no local grocery stores.
- There are three locally owned restaurants, Da-Nite Lunch, La Casetta Italian Restaurant, and MB Grill.

Healthcare

- There are no local physician's offices.
- There is one local dentist office, Bethel Family Dentistry.
- There is one local pharmacy, Bethel Pharmacy.

Spiritual Health

- There are 12 Christian churches in Bethel, NC.
- Greenville is the closest location for other places of worship.



Education

- Bethel Elementary School PreK-8th Grade
- North Pitt High School 9th-12th grade
- Pitt County Schools Early College High School
- Pitt Community College
- East Carolina University

SOLUTION RECOMMENDATIONS

Grocery store that stocks fresh meat, produce, and healthy food choices.	Pre-K through 12 th grade Bethel School.
Baseline Solution Goals	
ECU Health rural primary care clinic in Bethel.	Community events including all Christian churches.

DISCUSSION

- Bethel is a close-knit community with high levels of religious engagement.
- The individuals that live in Bethel have many opportunities for community engagement including the Rotary club, senior center, and youth center.
- Two major determinants that were identified were the absence of formal grocery stores and primary care offices.
- There are solution goals the city of Bethel could work towards to help reduce social determinates of health within the community.

REFERENCES

- NC B. Bethel, NC. Bethel, NC. Accessed July 24, 2024. <https://bethelnc.org/residents>
- Bethel, North Carolina (NC 27812) profile: population, maps, real estate, averages, homes, statistics, relocation, travel, jobs, hospitals, schools, crime, moving, houses, news, sex offenders. Accessed July 24, 2024. <https://www.city-data.com/city/Bethel-North-Carolina.html>
- Bethel, NC - Niche. Accessed July 24, 2024. <https://www.niche.com/places-to-live/bethel-pitt-nc/>
- Social determinants of health inequalities. - University of North Carolina School of the Arts. Accessed July 24, 2024. <https://librarysearch.unca.edu>
- Bell R. Poverty's Impact on the Health of North Carolina: The Socioeconomic Determinants of Health. N C Med J. 2010;71(1):77-78. doi:10.18043/nm.71.1.77