

What?



- Volunteer-run non-profit in Pitt County
- Helps people who inject drugs (PWID) find treatment options
- Provides PWID with supplies to decrease risks associated with drug-using (naloxone, sterile syringes, fentanyl test strips, etc.)

So What?

Problem

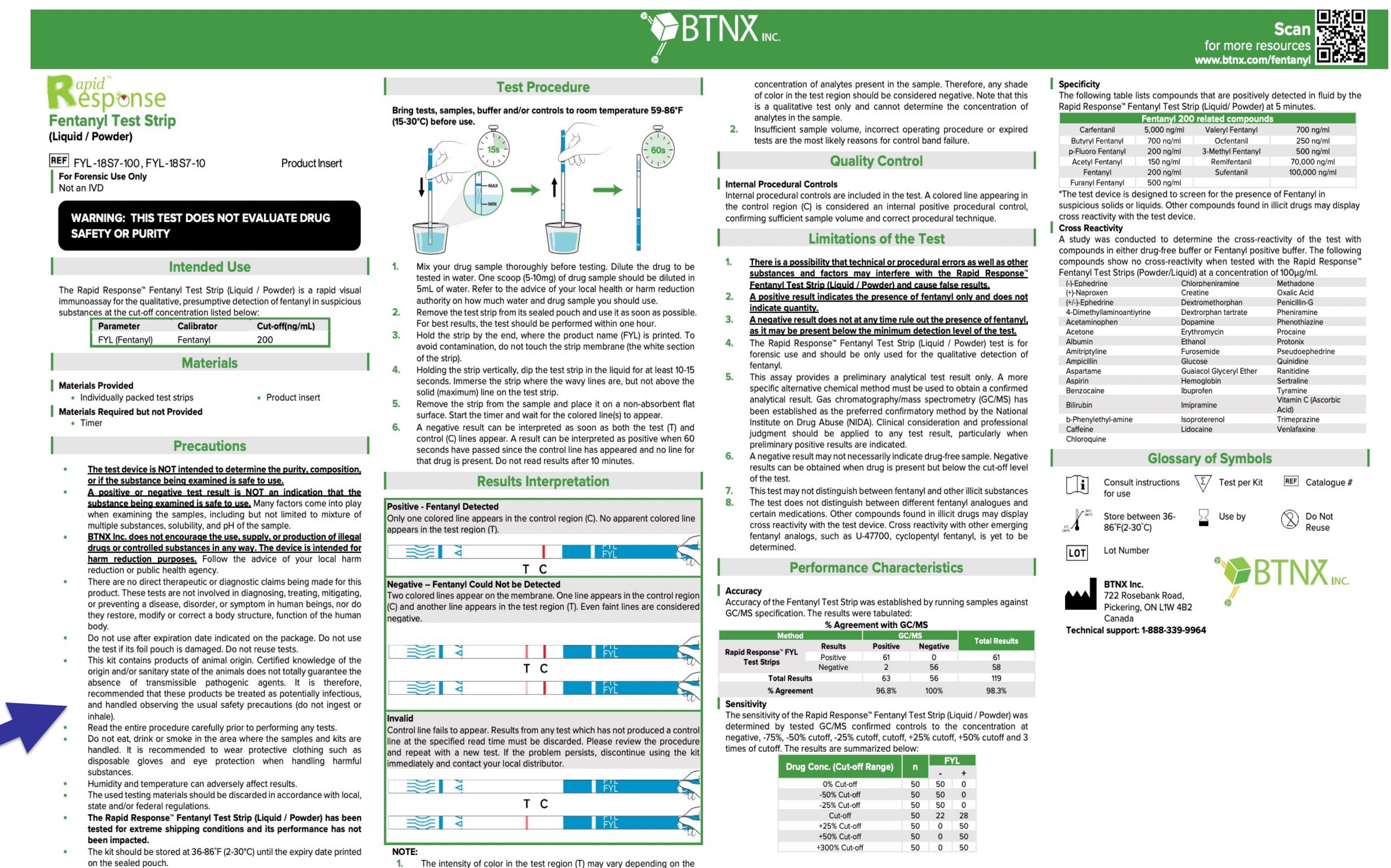
- Fentanyl test strips are purchased in bulk, with 1 set of long, confusing instructions provided for the whole box
 - Confusing instructions could invalidate results
 - 1 set of instructions not enough for everyone

Provided (confusing) Instructions

Solution

- Rewrote manufacturers instructions in plain English, printed hundreds of copies, and taped a copy to each test packet


Rewritten Instructions



Fentanyl Test Kit Instructions

One red line = positive for fentanyl

Two red lines = negative for fentanyl



Do not wet above this line

Two lines = no fentanyl present

STEP 1: Prepare your shot and draw it into a syringe, **leaving a couple drops in the cooker.** Don't shoot up yet!

STEP 2: Set loaded syringe aside and **stir 5ml of water** into the cooker.

STEP 3: Hold test strip by the blue end and **insert test strip** into the cooker (don't insert past the blue line). **Leave it there for 15 seconds.**

STEP 4: **Wait 1 minute** for test strip to process.

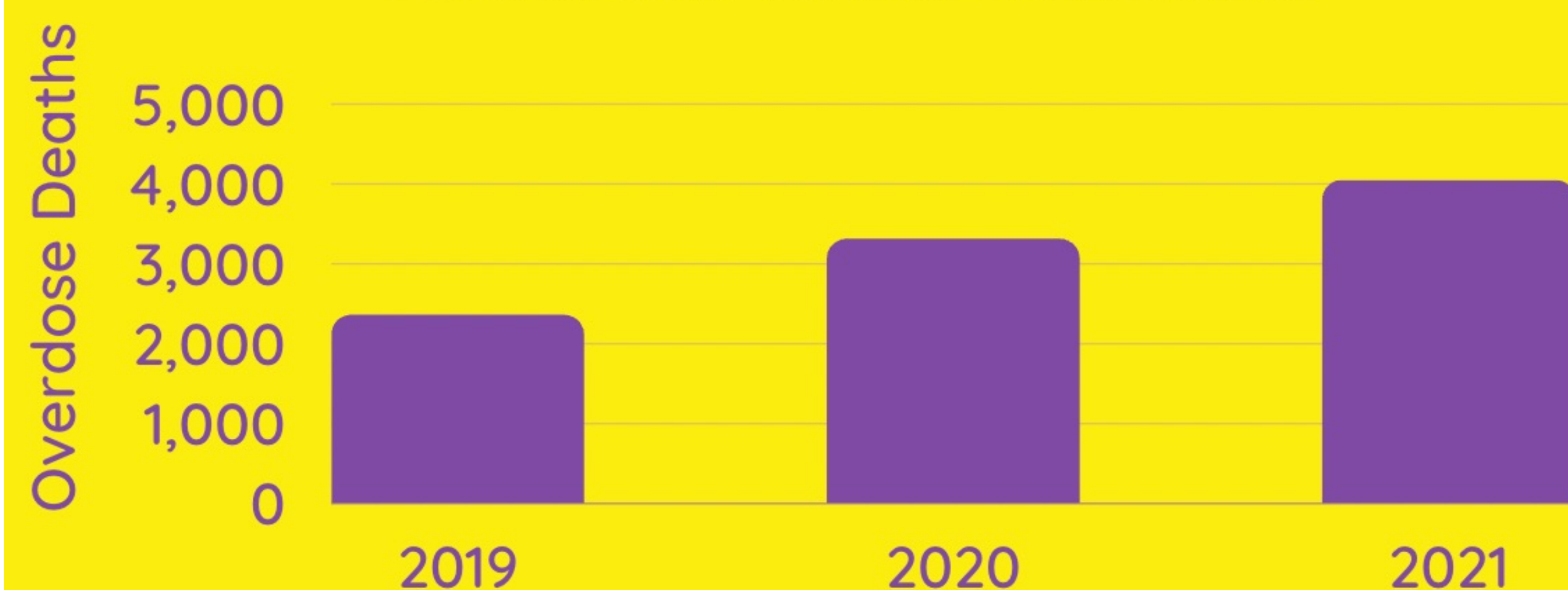
Now What?

Next steps for project...

- Investigate impact of simplified instructions on validity of test results
- Investigate impact of simplified instructions on PWID willingness to use the test strips
- Update instructions with images for people who have different literacy levels

Fentanyl Overdoses on the Rise

Annual Number of Overdose Deaths in North Carolina



- Overdose deaths are up 72% in NC since 2019
- >77% of overdose deaths in 2021 involved fentanyl

Source: NCDHHS.gov

ACKNOWLEDGEMENTS

Many Thanks to...

ekim for Change
Dianne Carden Glenn
Emily Garner
Josh Parke
the Brody School of Medicine.