

Improving Patient Health Literacy with Videos for Cancer Patients

David B. Meyer, BS, Ashish Khanchandani, BS, MS,
Michael C. Larkins, BS, Ann M. Tooley, MD, Vijay
Chaudhary, MD, John T. Fallon, MD, PhD

Disclosures

Ann M. Tooley

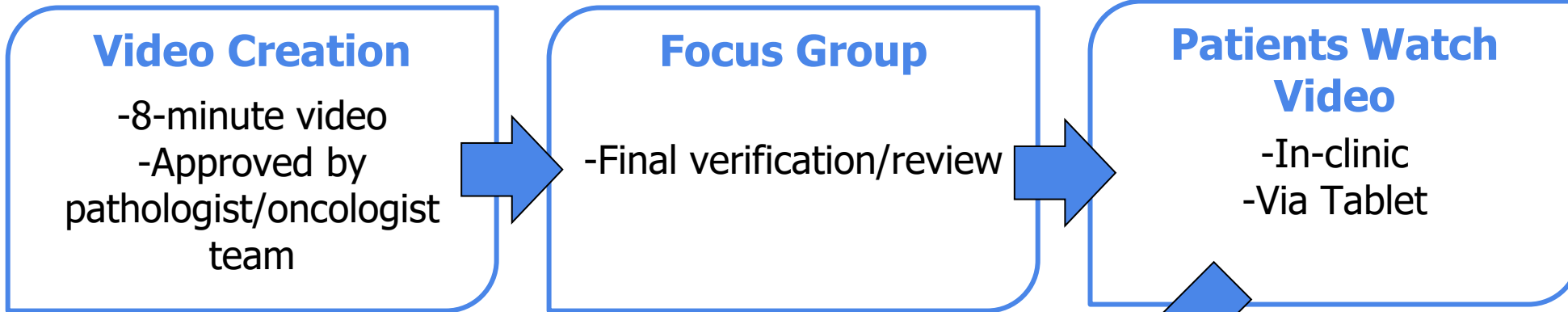
Received funding from the APC Society of '67 Pathology Trainee Project Grant in Health Services
Research and Education and the Brody School of Medicine Summer Scholars Program in 2018.

Introduction

- Patient use of Electronic Health Records (EHR) is on the rise
- Patients are not generally considered the primary audience for pathology reports¹⁻²
- The AMA recognizes limited health literacy in patient treatment³

In response to the need for increased patient health literacy concerning pathology reports for prostate cancer diagnoses, researchers at the East Carolina University (ECU) Brody School of Medicine created a video to give patients basic knowledge of their diagnosis and implemented a survey to gauge patient satisfaction/learning for 20 patients.

Methods

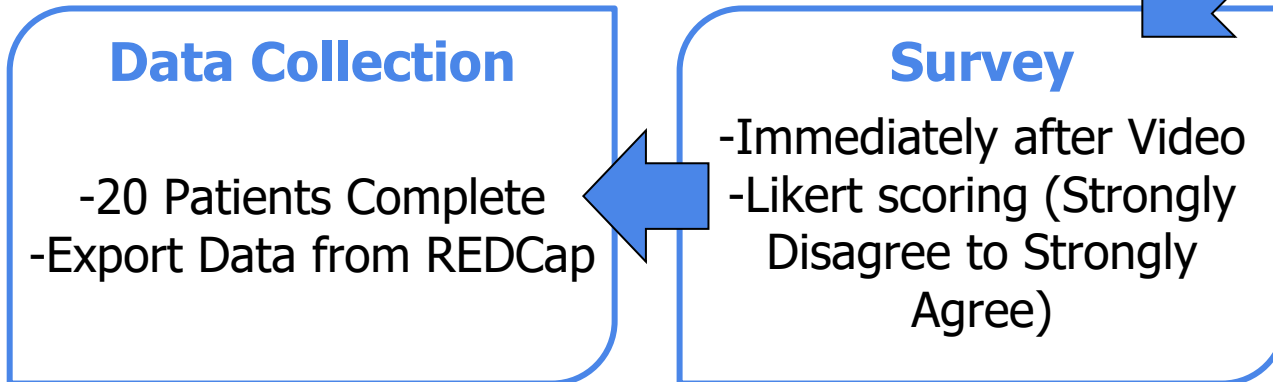
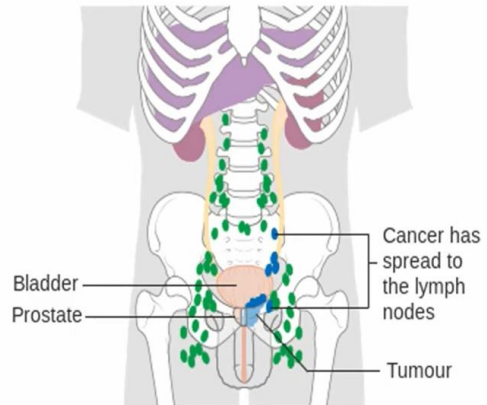


9) This video increased my understanding of medical terms used in pathology reports.
* must provide value

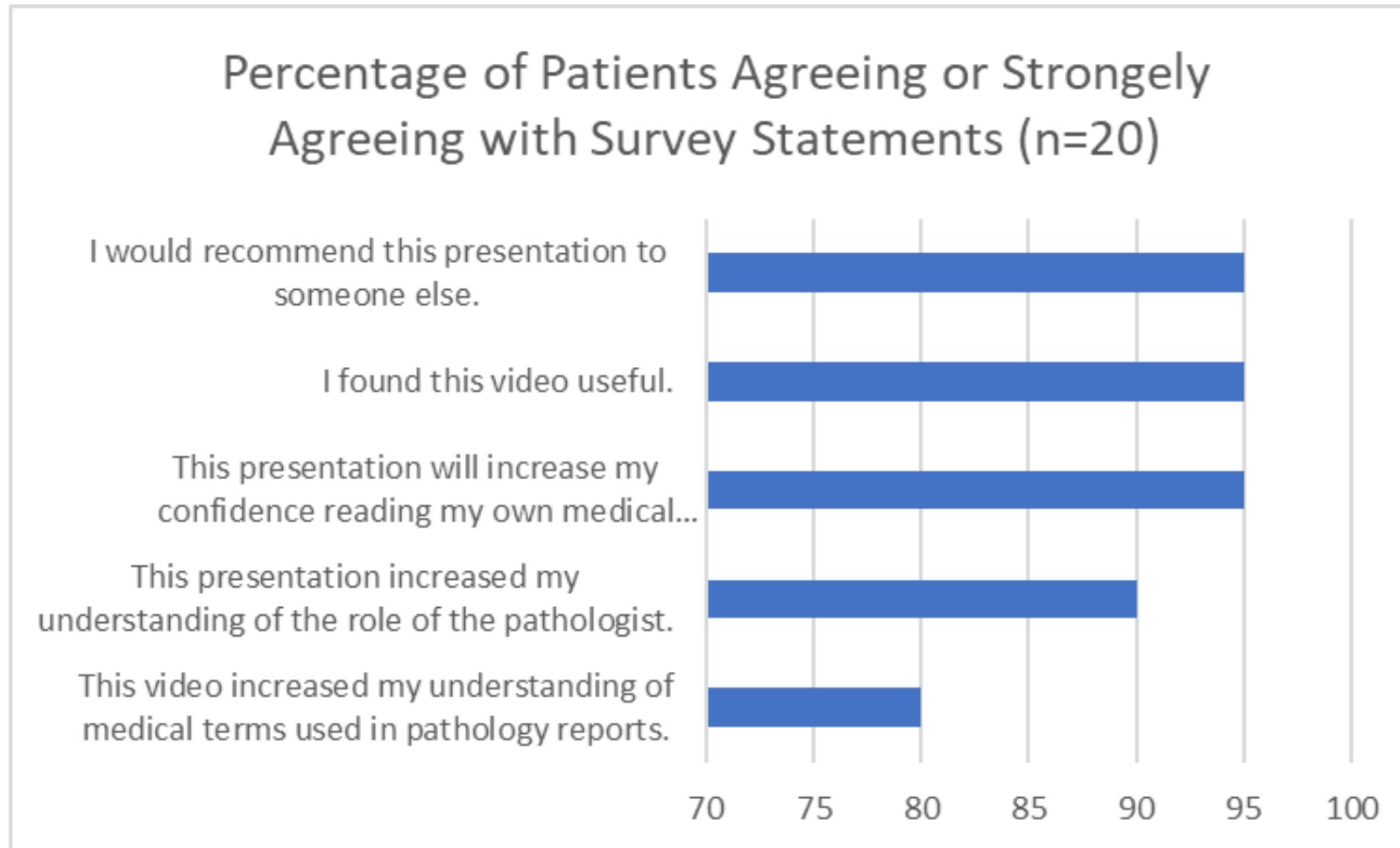
Strongly Agree Agree Neutral Disagree Strongly Disagree

Case 3: A 65 year old man has prostate cancer and has his prostate removed. The pathology report says there “2/12 regional lymph nodes involved.”

- **Lymph nodes** are small structures that help filter fluid circulating through the body. They make up a part of the immune system and help to trap harmful substances.
- “2/12 lymph nodes” means that the pathologist looked at three lymph nodes near the prostate and saw cancer cells in two of them.
- Lymph nodes are important to help determine the stage of a tumor and play a major role in your pathologist’s report.



Results



Results

- A majority of surveyed patients agreed or strongly agreed that the prostate cancer pathology report video increased their health literacy
- A majority of the patients surveyed reported the videos increased their understanding of the role of the pathologist in diagnosing prostate cancer
- Videos, such as this one, have the potential to increase patient health literacy, streamline patient's clinic visits, improve treatment compliance, and enhance the doctor-patient relationship

Conclusion

Curated videos designed to explain common terminology in pathology reports for prostate cancer have the potential to:

- Increase patient health literacy
- Increase patient awareness of the role of the pathologist
- Increase patient confidence in understanding their own health information